

Lock-up Valve YT-400 / YT-405 / YT-430

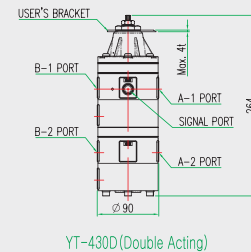
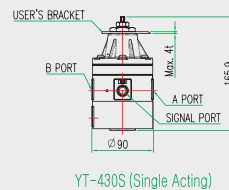
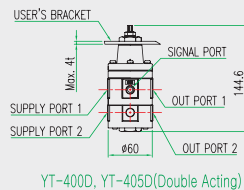
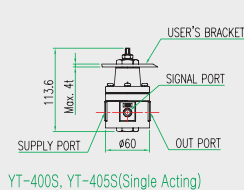
Product Number: YT-400 / YT-405 / YT-430 (specify your requirement)

Model	Acting Type	Connection Type *	Ambient Temp
YT-400	S Single	P PT	1 -20~70°C
YT-405	D Double	N NPT	2 -20~120°C
YT-430			3 -40~70°C

* YT-405, YT-430 is available for NPT connection type ONLY.



Item · Type	YT-400	YT-405	YT-430
Signal Pressure	0.14~0.7MPa(1.4~7 bar)		
Max Supply Pressure	Max. 1MPa (10bar)		
Lock-Up Pressure	Max. 0.7MPa (7bar)		
Differential Pressure	Below 0.01MPa (0.1bar)		
Ambient Temp.	-20°C~70°C(-4~158°F)		
Flow Capacity (Cv)	0.9		1.8
Air Connection	PT(NPT)1/4	NPT 1/4	NPT 3/8
Signal Connection	PT(NPT)1/4	NPT 1/4	NPT 1/4
Material	Aluminum Diecasting	Stainless Steel 316	Aluminum Diecasting
Weight	Single	0.45kg(1.0lb)	1.3kg(2.2lb)
	Double	0.7kg(1.5lb)	1.5kg(3.3lb)



Lock-up valve YT-400 senses the main supply pressure and shuts down the air flow when the pressure is lower than setting.

- Compact size - NO bracket is required
- Detects small variation of the pressure - below 0.1 kgf/cm².